

papeo

DP1090

OIL DRAIN PLUGS BOUCHONS DE VIDANGE



H. Paulin & Co. Limited 55 Milne Ave., Toronto, ON Canada M1L 4N3
Website: www.hpaulin.com Tel: 416-694-3351 Fax: 416-694-1869

VANCOUVER

3179 Thunderbird Cres.
Burnaby, BC
V5A 3G1
Tel: 604-421-3096
Fax: 604-421-3046

EDMONTON

11714 - 180th St.
Edmonton, AB
T5S 1N7
Tel: 780-450-1346
Fax: 780-463-3597

WINNIPEG

1832C King Edward St.
Winnipeg, MB
R2R 0N1
Tel: 204-694-3802
Fax: 204-694-3804

MONTREAL

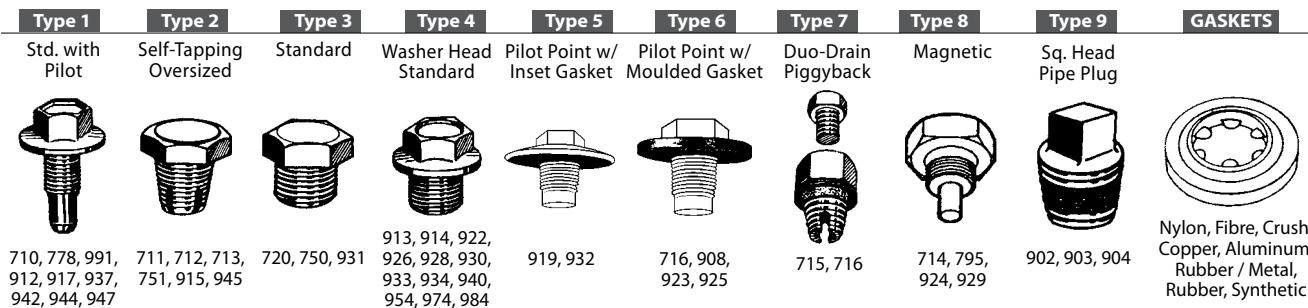
2591 Rue Debray
Laval, QC
H7S 2J4
Tel: 450-688-4292
Fax: 450-688-4750

MONCTON

159 Henri Dunant St.
Moncton, NB
E1E 1E4
Tel: 506-857-8658
Fax: 506-857-9338

BOUCHONS DE VIDANGE

'Papco' Drain Plugs are manufactured in nine types and are available in Inch and Metric sizes. Type 2 oversize plugs are tapered, hardened and cut their own thread where the original has been stripped. To use an oversize plug, hold in a straight position and tighten with a socket wrench. Plug is then removed to clear metal particles and then reinstalled. Each Drain Plug is supplied with a gasket, as indicated in the gasket chart, with an asterisk (*) unless otherwise indicated.



DRAIN PLUGS

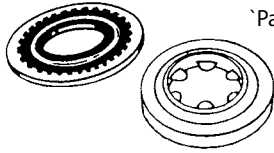
GASKETS

Stock No.	Size & Thread	Type	Std. Pkg	Photo Page	GASKETS							
					Nylon	Fibre	Copper	Crush	Aluminum	Rubber / Metal	Rubber	Synthetic
263-710	1/2-20 Std.	1	5	13	263-816*	263-800	263-856		263-869	263-875		263-885
263-711	1/2-20 S.O. Self-Tap	2	12	13	263-816*	263-801	263-856	263-844		263-875		
263-712	1/2-20 D.O. Self-Tap	2	12	13	263-817*	263-801	263-857		263-870			
263-713	1/2-20 T.O. Self-Tap	2	12	13	263-817*	263-802	263-860					
263-714	1/2-20 Magnetic	8	5	13	263-816*	263-800	263-856			263-875		
263-715	1/2-20 D.O. Duo-Drain	7	5	13	263-817*	263-801	263-857		263-870			
263-716	1/2-20 Std. Duo-Drain	7	5	13	263-816*	263-800	263-856			263-875		
263-718	1/2-20 Pilot Pt. w/ Moulded Gasket	6	5	13	N/R	N/R	N/R	N/R	N/R	N/R	N/R	N/R
263-720	5/8-18 Std.	3	5	13	263-820*		263-857					
263-750	3/4-16 Std.	3	5	13	260-824*	263-804		263-851				
263-751	3/4-16 S.O. Self-Tap	2	5	13	263-824*	263-805		263-851				
263-778	1/2-20 Std.	1	5	13	263-816	263-800	263-856		263-869	263-875*		263-885
263-795	1/2-20 Magnetic	8	5	13	263-816	263-800	263-856		263-869	263-875*		263-885
263-908	M12 x 1.75 Pilot Pt. w/ Moulded Gasket	6	5	16	N/R	N/R	N/R	N/R	N/R	N/R	N/R	N/R
263-911	M12 x 1.75 Std. with Pilot Pt.	1	5	16	263-815*	263-808	263-855		263-869	263-875	263-874	
263-912	M12 x 1.25 Std. with Pilot Pt.	1	5	16	263-815*	263-808	263-855		263-869	263-875	263-874	
263-913	M12 x 1.25 Std.	4	5	16	263-815*	263-808	263-855		263-869	263-875	263-874	
263-914	M14 x 1.5 Std.	4	5	16	263-817*	263-801	263-856	263-844	263-870	263-876		
263-915	M14 x 1.5 S.O. Self-Tap	2	5	16	263-820*		263-860					
263-917	M14 x 1.5 Std. with Pilot	1	5	16	263-817*	263-801	263-856	263-844	263-870	263-876		
263-919	M12 x 1.75 Pilot Pt. w/ Inset Gasket	1	5	16	N/R	N/R	N/R	N/R	N/R	N/R	N/R	N/R
263-922	M14 x 1.25 Std.	4	5	16	263-817*	263-801	263-856	263-844	263-870	263-876		
263-923	M14 x 1.5 Pilot Pt. w/ Moulded Gasket	6	5	17	N/R	N/R	N/R	N/R	N/R	N/R	N/R	N/R
263-924	M14 x 1.5 Magnetic	8	5	17	263-817*	263-801	263-856	263-844	263-870	263-876		
263-925	M14 x 1.5 Pilot Pt. w/ Inset Gasket	6	5	17	N/R	N/R	N/R	N/R	N/R	N/R	N/R	N/R
263-928	M18 x 1.5 Std.	4	5	17	263-824	263-810*			263-873			
263-929	M12 x 1.75 Magnetic w/PP & Inset Gasket	8	5	17	N/R	N/R	N/R	N/R	N/R	N/R	N/R	N/R
263-930	M20 x 1.5 Std.	4	5	17	263-824	263-807		263-851*				
263-931	M12 x 1.5 Std.	3	5	17	263-815	263-808	263-855		263-869*	263-875	263-874	
263-932	M12 x 1.75 Pilot Pt. w/ Inset Gasket	5	5	17	N/R	N/R	N/R	N/R	N/R	N/R	N/R	N/R
263-933	M12 x 1.25 Std.	4	5	17	263-815	263-808	263-855		263-869	263-875	263-874	263-885*
263-934	M14 x 1.5 Std.	4	5	18	263-817	263-801	263-856	263-844	263-870*	263-876		
263-937	M14 x 1.5 Pilot Pt.	1	5	18	263-817	263-801	263-856	263-844	263-870	263-876*		
263-940	M22 x 1.5 Std.	4	5	18	263-828*							
263-942	M12 x 1.25 Pilot Pt.	1	5	18	263-815	263-808	263-855		263-869*	263-875	263-874	263-885
263-944	M12 x 1.75 Pilot Pt.	1	5	18	263-815	263-808	263-855		263-870	263-875*	263-874	
263-945	M12 x 1.75 S.O. Self-Tap	2	5	18	263-817	263-801	263-855	263-844	263-870	263-876*		
263-947	M14 x 1.5 Pilot Pt.	1	5	18	263-817	263-801	263-856*	263-844	263-870	263-876		
263-950	M14 x 1.5 Std. w/ Inset Gasket	5	5	18	N/R	N/R	N/R	N/R	N/R	N/R	N/R	N/R
263-954	M14 x 1.5 Std.	4	5	18	263-817	263-801	263-856*	263-844	263-870	263-876		
263-958	M14 x 1.5 Pilot Pt. w/ Inset Gasket	5	5	18	N/R	N/R	N/R	N/R	N/R	N/R	N/R	N/R
263-960	M 14 x 1.5 Std.	5	5	18					263-870			
263-974	M14 x 1.5 Std.	4	5	18	263-817	263-801	263-856	263-844*	263-870	263-876		
263-984	M14 x 1.5 Std.	4	5	18	263-817	263-801	263-856	263-844	263-870	263-876*		
263-990†	UNIV. 1/2-3/4, 12-18mm	-	3	18	N/R	¹ N/R	N/R	N/R	N/R	N/R	N/R	N/R
260-902	1/4" Sq. Pipe Plug	9	12	13								
260-903	3/8" Sq. Pipe Plug	9	12	13								
260-904	1/2" Sq. Pipe Plug	9	12	13								

* - Indicates type of gasket supplied with plug.

ALL GASKETS STANDARD PACKAGE 25 PIECES

JOINTS POUR BOUCHON DE VIDANGE



Papco' Selon® Drain Plug Gaskets are made of special nylon with excellent mechanical properties and long life. Also available are copper and fibre gaskets as well as aluminum, rubber/metal and synthetic gaskets.

Order by Stock Number

Order by Stock Number				Standard Packages 25 Pieces	
Part No.	I.D. x O.D. x Thick	Part No.	I.D. x O.D. x Thick	Part No.	I.D. x O.D. x Thick
263-800	Fibre 1/2 x 3/4 x 3/32	263-816	Nylon 9/16 x 13/16 x .052	263-860	Copper 3/4 x 1-1/16 x .062
263-801	Fibre 9/16 x 13/16 x 3/32	263-817	Nylon 5/8 x 15/16 x .059	263-869	Alum. 15/32 x 7/8 x .080
263-802	Fibre 5/8 x 7/8 x 3/32	263-820	Nylon 11/16 x 1 x .062	263-870	Alum. 14mm x 20mm x .078
263-804	Fibre 3/4 x 1-1/16 x 3/32	263-824	Nylon 13/16 x 1-1/16 x .082	263-873	Alum. 18mm x 26mm x .078
263-805	Fibre 13/16 x 1 x 3/32	263-828	Nylon 31/64 x 1-1/4 x .078	263-874	Rubber 12mm x 20mm x .102
263-807	Fibre .920 x 1-1/8 x 3/32	263-844	Crush 17/32 x 3/4 x .080	263-875	Rubber/Met.12mm x 25mm x .078
263-808	Fibre 12mm x .748 x 3/32	263-851	Crush 25/32 x 1 x .087	263-876	Rubber/Met.17/32 x 31/32 x .081
263-809	Fibre 16mm x 1.062 x 3/32	263-855	Copper 31/64 x 3/4 x .094	263-885	Synthetic 15/32 x 15/16 x .078
263-810	Fibre 18mm x 1.062 x 3/32	263-856	Copper 19/32 x 13/16 x .062		
263-815	Nylon 31/64 x 3/4 x .052	263-857	Copper 5/8 x 1 x .062		

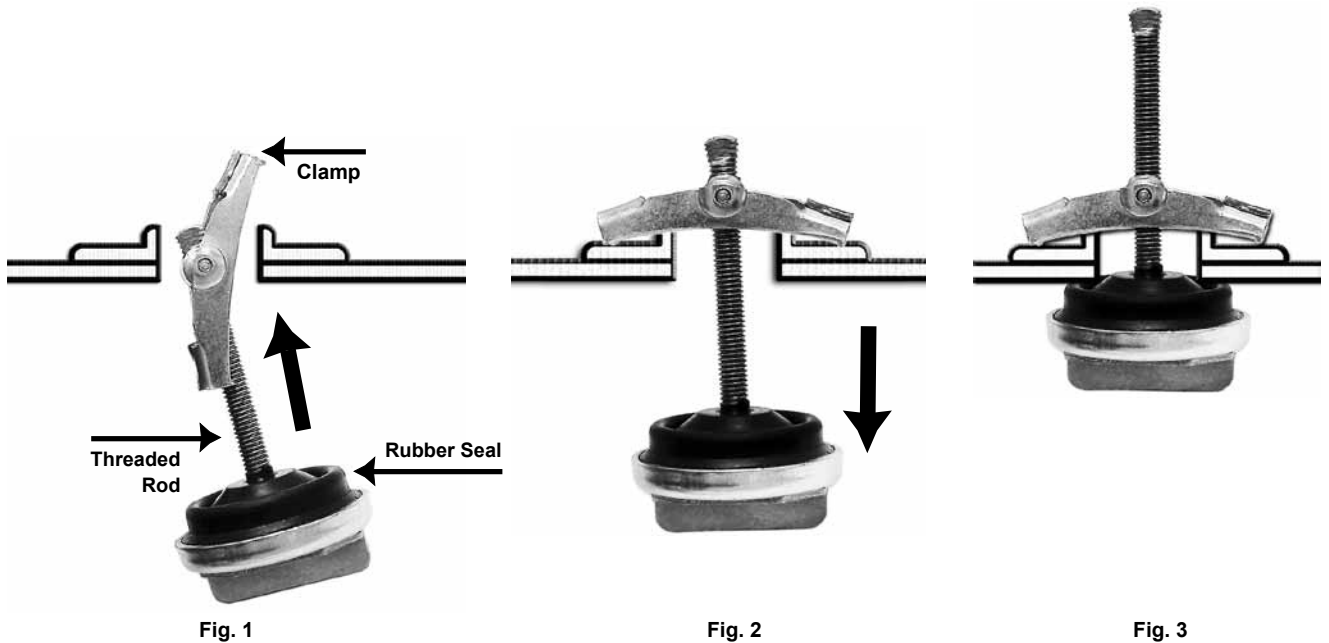
RÉPARATION DE BOUCHON DE VIDANGE

Exclusively patented winged drain plug is used when the oil pan or flange is broken or missing.

Eliminating the need to replace the pan.

Part number 263-990 is a time and money saver for pans with 1/2" to 3/4" or 12mm to 18mm drain holes.

Requires no tools to install.



CAUTION: DO NOT use on Honda or Volkswagen. Make sure threaded bolt will not contact any internal parts before installation. Bolt enters oil pan 1-7/8".

CAUTION: This type of plug is designed to be **HAND TIGHTENED ONLY.**

DRAIN PLUG APPLICATION CHART

APPLICATION DE BOUCHON DE VIDANGE

MAKE/ ENGINE	YEARS	SIZE	DRAIN PLUG STOCK #	GASKET STOCK #
ACURA				
4,5 & 6 Cyl. All	2009-87	M14x1.5	263-934	263-870
AMERICAN MOTORS				
6 Cyl. 4.2 L (258)	1988-71	1/2-20	263-788	263-875
AUDI				
4 Cyl. All	2001-97	M26x1.5	Dealer Part	
	1990-80	M14x1.5	263-914	263-817
	2009-02	M14x1.5	263-914	263-817
5 Cyl. All	1992-78	M14x1.5	263-914	263-817
	<i>Exc: '91-90 Coupe Quattro</i>			
	1991-90	M26x1.5	Dealer Part	
	<i>Coupe Quattro</i>			
6 Cyl. All	2001-94	M14x1.5	263-914	263-817
	<i>Inc: '94 Cabriolet</i>			
	1994-92	M14x1.5	263-914	263-817
	<i>Exc: '94 Cabriolet</i>			
	2009-02	M14x1.5	263-914	263-917
BMW				
4 & 6 Cyl. All	2001-84	M12x1.5	263-931	263-869
8 Cyl. 3.0 L (2997 C)	1995-94	M22x1.5	263-940	263-828
4.0 L (3982 C)	1995-94	M12x1.5	<i>Dealer Part</i>	
	1994-93	M12x1.5	263-931	263-869
4.4 L (4398 CC)	2002-98	M12x1.5	<i>Dealer Part</i>	
	1997-96	M12x1.5	263-931	263-869
12 Cyl. All	2001-88	M12x1.5	263-931	263-869
BUICK				
4 Cyl. 1.8 L (112 CID)	1986-83	M14x1.5	263-934	263-870
2.0 L (122 CID)	1989-87	M12x1.75	263-944	263-875
	1989-87	M14x1.5	263-934	263-870
2.2 L (134 CID)	1996-93	M12x1.75	263-919	N/R
	<i>w/inset gasket</i>			
	1996-93	M12x1.75	263-944	263-875
2.3 L (138 CID)	1995-92	M12x1.75	263-919	N/R
	1991-88	M12x1.75	263-911	263-815
2.4 L (146 CID)	1998-97	M12x1.75	263-929	N/R
	1996	M12x1.75	263-919	N/R
2.5 L (151 CID)	1992-87	M85x2.50	<i>Dealer Part</i>	
	<i>Exc: '87 Century, Skylark, Sommerset, AT, MT</i>			
	1987	M12x1.75	263-944	263-875
	<i>Exc: '87 Century, Skylark, Sommerset, AT, MT</i>			
6 Cyl. 2.8 L (173 CID)	1989-87	M12x1.75	263-944	263-875
	1986-83	1/2-20	263-778	263-875
3.0 L (181 CID)	1988-83	1/2-20	263-778	263-875
3.1 L (189 CID)	2005-04	M12x1.75	263-919	N/R
	<i>Non-Magnetic</i>			
	2003-97	M12x1.75	263-929	N/R
	<i>Magnetic w/inset gasket</i>			
	1996-94	M12x1.75	263-919	N/R
	<i>w/inset gasket</i>			
	1993-89	M12x1.75	263-944	263-875
3.3 L (204 CID)	1993-89	1/2-20	263-778	263-875
3.4 L (207 CID)	2005-04	M12x1.75	263-919	N/R
	<i>Non-Magnetic</i>			
	2003-02	M12x1.75	263-929	N/R
	<i>Magnetic</i>			

MAKE/ ENGINE	YEARS	SIZE	DRAIN PLUG STOCK #	GASKET STOCK #
BUICK (Con't d)				
6 Cyl. 3.5 L (213 CID)	2009-05	M12x1.75	263-919	N/R
3.6 L (217 CID)	2009-04	M12x1.75	263-919	N/R
3.8 L (231 CID)	2009-05	M12x1.75	263-911	263-815
	<i>Non-Magnetic</i>			
	2004-97	M12x1.75	263-929	N/R
	<i>Magnetic w/inset gasket</i>			
	1996-95	M12x1.75	263-919	N/R
	<i>w/inset gasket</i>			
	1994-75	1/2-20	263-778	263-875
4.2 L (256 CID)	2009-04	M12x1.75	263-919	N/R
	<i>Non-Magnetic</i>			
8 Cyl. 5.0 L (305 CID)	1991-77	1/2-20	263-778	263-875
5.0 L (307 CID)	1990-81	VIN Y	1/2-20	263-778
5.3 L (325 CID)	2009-04	M12x1.75	263-911	263-815
	<i>Non-Magnetic</i>			
5.7 L (350 CID)	1996	M12x1.75	263-919	N/R
	<i>w/inset gasket</i>			
	1996-77	1/2-20	263-778	263-875
CADILLAC				
6 Cyl. 2.8 L (170 CID)	2009-06	M12x1.75	263-919	N/R
3.0 L (181 CID)	2001-97	M14x1.5	263-950	N/R
	<i>Catera w/inset gasket</i>			
3.2 L (197 CID)	2005-03	M14x1.5	263-950	N/R
	<i>CTS w/inset gasket</i>			
3.6 L (217 CID)	2009-04	M12x1.75	263-919	N/R
All	1988-87	Cimarron	M12x1.75	263-944
	1988-87		1/2-20	263-778
	<i>Exc: Cimarron</i>			
8 Cyl. 4.1 L (250 CID)	1988-87	Allante	M12x1.75	263-944
	1987-85		M12x1.75	263-919
	<i>Inc: '85 Deville, Fleetwood FWD</i>			
	1985-82	M12x1.75	263-944	263-875
4.4 L (267 CID)	2009-06	M12x1.75	263-919	N/R
4.5 L (273 CID)	1992-89	Allante	M12x1.75	263-944
	1990-88		M12x1.75	263-919
4.6 L (281 CID)	2009-04	M12x1.75	263-919	N/R
	<i>Non-Magnetic</i>			
	2003-97	Magnetic	M12x1.75	263-929
	1996-93		M12x1.75	263-919
4.9 L (300 CID)	1995	M12x1.75	263-944	263-875
	1994-91	M12x1.75	263-919	N/R
5.0 L (305 CID)	1992-91	1/2-20	263-778	263-875
5.0 L (307 CID)	1990-86	VIN Y	1/2-20	263-778
5.3 L (325 CID)	2005-02	M12x1.75	263-929	N/R
	<i>Escalade Magnetic</i>			
5.7 L (350 CID)	2000-99	M12x1.75	263-929	N/R
	<i>Escalade Magnetic</i>			
	1996	M12x1.75	263-919	N/R
	1996-76	1/2-20	263-778	263-875
	<i>Non-Magnetic</i>			
	1993-92	Magnetic	1/2-20	263-795
6.0 L (364 CID)	2009-02	Escalade	M12x1.75	263-929
	<i>N/R</i>			

MAKE/ ENGINE	YEARS	SIZE	DRAIN PLUG STOCK #	GASKET STOCK #
CHEVROLET				
3 Cyl.	1.0 L (993 CC)	2000-99 Metro	M14x1.5	263-914 263-817
	All	1991-85 Sprint	M14x1.5	263-914 263-817
4 Cyl.	1.3 L (1295 CC)	2001-99 Metro	M14x1.5	263-914 263-817
	1.5 L (92 CID)	1988-85 Spectrum	M14x1.5	263-934 263-870
	1.6 L (98 CID)	1988-85 Nova	M12x1.25	263-942 263-869
	1.8 L (110 CID)	2002-98 Prizm	M12x1.25	263-942 263-869
	2.0 L (122 CID)	1989-87	M12x1.75	263-944 263-875
	2.2 L (134 CID)	2004-97	M12x1.75	263-929 N/R
		1996-93 Magnetic	M12x1.75	263-919 N/R
		1995-90	M12x1.75	263-944 263-875
		Non-Magnetic		
	2.3 L (138 CID)	1995-90	M12x1.75	263-919 N/R
	2.4 L (146 CID)	2003-97	M12x1.75	263-929 N/R
		1996	M12x1.75	263-919 N/R
	2.5 L (151 CID)	1992-88	M85x2.5	Dealer Part
		1987-79	M12x1.75	263-944 263-875
6 Cyl.	2.8 L (173 CID)	1989-87	M12x1.75	263-944 263-875
		1986-82	1/2-20	263-778 263-875
	3.1 L (189 CID)	2003-97	M12x1.75	263-929 N/R
		1996-94	M12x1.75	263-919 N/R
		AT, Berretta, Corsica		
		1995-90	M12x1.75	263-944 263-875
		MT, Exc: Berretta, Corsica		
	3.4 L (207 CID)	2009-04	M12x1.75	263-919 N/R
		Non-Magnetic		
		2005-97 Magnetic	M12x1.75	263-929 N/R
		1996-95	M12x1.75	263-919 N/R
		Exc: '95 Camaro		
		1995-91	M12x1.75	263-944 263-875
		Inc: '95 Camaro		
	3.5 L (213 CID)	2009-04	M12x1.75	263-919 N/R
	3.8 L (231 CID)	2005-97	M12x1.75	263-929 N/R
		1996-95	M12x1.75	263-919 N/R
		1994-78	1/2-20	263-778 263-875
	3.9 L (237 CID)	2009-06	M12x1.75	263-919 N/R
	4.3 L (262 CID)	1993-85	1/2-20	263-778 263-875
8 Cyl.	4.3 L (265 CID)	1996-94 Caprice	1/2-20	263-778 263-875
	5.0 L (305 CID)	1993-80	1/2-20	263-778 263-875
	5.0 L (307 CID)	1990-86 VIN Y	1/2-20	263-778 263-875
	5.3 L (325 CID)	2009-06	M12x1.75	263-919 N/R
	5.7 L (350 CID)	2004-97	M12x1.75	263-929 N/R
		1996-80	1/2-20	263-778 263-875
		Exc: '95-90 Corvette		
		1996	M12x1.75	263-919 N/R
		1995-90 Corvette	5/8-18	263-720 263-820
	6.0 L (364 CID)	2009-06	M12x1.75	263-919 N/R
	7.0 L (427 CID)	2009-06	M12x1.75	263-919 N/R
CHEVROLET/GMC TRUCK				
4 Cyl.	1.6 L (98 CID)	2000-99 Tracker	M14x1.5	263-934 263-870
	2.0 L (122 CID)	2003-99 Tracker	M14x1.5	263-934 263-870
	2.2 L (134 CID)	2004-97	M12x1.75	263-929 N/R
		1996-95 Magnetic	M12x1.75	263-919 N/R
		1996-95	M12x1.75	263-944 263-875
		Non-Magnetic		
		1994	1/2-20	263-778 263-875

MAKE/ ENGINE	YEARS	SIZE	DRAIN PLUG STOCK #	GASKET STOCK #
CHEVROLET/GMC TRUCK (Con't d)				
4 Cyl.	2.5 L (151 CID)	1993-91	1/2-20	263-778 263-875
		1995-85	M12x1.75	263-944 263-875
	2.8 L (169 CID)	2009-04	M12x1.75	263-929 N/R
		Colorado, Canyon		
	3.9 L (239 CID)	1991-89 P30, Diesel	1/2-20	263-778 263-875
5 Cyl.	3.5 L (211 CID)	2009-04	M12x1.75	263-929 N/R
6 Cyl.	2.5 L (153 CID)	2004-01 Tracker	M14x1.5	263-934 263-870
	2.8 L (173 CID)	1993-82 Exc: '90-87	1/2-20	263-778 263-875
		1990-87	M12x1.75	263-944 263-875
	3.1 L (189 CID)	1995	M12x1.75	263-919 N/R
		Lumina APV, Venture		
		1994-90	M12x1.75	263-944 263-875
		Lumina APV, Venture		
	3.4 L (207 CID)	2005-97	M12x1.75	263-929 N/R
		Lumina APV, Venture		
		1996	M12x1.75	263-919 N/R
		Lumina APV, Venture		
		1994-91	M12x1.75	263-944 263-875
		Lumina APV, Venture		
	3.8 L (231 CID)	1995	M12x1.75	263-919 N/R
		Lumina APV, Venture		
		1994-92	1/2-20	263-778 263-875
		Lumina APV, Venture		
	4.2 L (256 CID)	2009-04	M12x1.75	263-911 263-815
		Non-Magnetic		
		2003-02 Magnetic	M12x1.75	263-929 N/R
	4.3 L (262 CID)	2009-04	M12x1.75	263-919 N/R
		Non-Magnetic		
		2003-97 Magnetic	M12x1.75	263-929 N/R
		1996-95	M12x1.75	263-919 N/R
		'95 P-Series 2nd. Design		
		1995-85	1/2-20	263-778 263-875
		Exc: P & S Series		
		1995-91	1/2-20	263-795 263-875
		S & P Series Magnetic		
	4.8 L (292 CID)	1990-80	1/2-20	263-778 263-875
8 Cyl.	4.8 L (294 CID)	2009-99	M12x1.75	263-929 N/R
	5.0 L (305 CID)	2003-97	M12x1.75	263-929 N/R
		1996-95	M12x1.75	263-919 N/R
		'95 2nd Design		
		1995-80	1/2-20	263-778 263-875
		'95 1st Design		
	5.3 L (325 CID)	2009-04	M12x1.75	263-919 N/R
		Non-Magnetic		
		2003-99	M12x1.75	263-929 N/R
	5.7 L (350 CID)	2002-97	M12x1.75	263-929 N/R
		1996-95	M12x1.75	263-919 N/R
		1995-87 Magnetic	1/2-20	263-795 263-875
		1995-78	1/2-20	263-778 263-875
		Non-Magnetic		
	6.0 L (364 CID)	2009-05	M12x1.75	263-919 N/R
		2004-99	M12x1.75	263-929 N/R
	6.0 L (366 CID)	2000-97	M12x1.75	263-929 N/R
		1996-91	1/2-20	263-778 263-875
		1996-91	M12x1.75	263-919 N/R
		1990-83 Magnetic	1/2-20	263-795 263-875

APPLICATION DE BOUCHON DE VIDANGE

MAKE/ ENGINE	YEARS	SIZE	DRAIN PLUG STOCK #	GASKET STOCK #	MAKE/ ENGINE	YEARS	SIZE	DRAIN PLUG STOCK #	GASKET STOCK #				
CHEVROLET/GMC TRUCK (Con't d)					DODGE (Con't d)								
8 Cyl.	6.2 L (379 CID)	1993-82	1/2-20	263-778	263-875	4 Cyl.	2.0 L (122 CID)	2009-02	M14x1.5	263-917	263-817		
		1993-91	M12x1.75	263-919	N/R			2001-95	M14x1.5	263-923	N/R		
	6.5 L (395 CID)	2002-97	M12x1.75	263-929	N/R			<i>Inc: '95 Avenger</i>					
		1996-92	M12x1.75	263-919	N/R			1995 Neon, Stratus	1/2-20	263-718	N/R		
		1996-92	1/2-20	263-778	263-875		2.0 L (2000 CC)	1991-84	Colt Vista	M14x1.5	263-974	263-844	
	7.0 L (427 CID)	2000-97	M12x1.75	263-929	N/R		2.2 L (135 CID)	1994-81	1/2-20	263-778	263-875		
		1996-91	M12x1.75	263-919	N/R		2.4 L (148 CID)	2009-01	M14x1.5	263-917	263-817		
		1996-83	Magnetic	1/2-20	263-795	263-875		<i>Exc: '04-01 Stratus, SOHC (VIN G)</i>					
	7.4 L (454 CID)	2000-97	M12x1.75	263-929	N/R			<i>& '02 Stratus DOHC (VIN X)</i>					
		1996-91	M12x1.75	263-919	N/R			2004-01	M14x1.5	263-974	263-844		
		1996-80	1/2-20	263-778	263-875			<i>Stratus SOHC (VIN G)</i>					
	8.1 L (496 CID)	2009-01	M12x1.75	263-929	N/R			2002	M14x1.5	263-974	263-844		
CHRYSLER					<i>Stratus DOHC (VIN X)</i>								
4 Cyl.	2.0 L (122 CID)	2000-95	M14x1.5	263-923	N/R			2000-96	M14x1.5	263-974	263-844		
	2.2 L (135 CID)	1990-82	1/2-20	263-778	263-875			1995	1/2-20	263-718	N/R		
	2.4 L (148 CID)	2009-05	M14x1.5	263-917	263-817		2.5 L (153 CID)	1995-86	1/2-20	263-778	263-875		
		<i>PT Cruiser, Sebring Exc: Coupe</i>					2.6 L (156 CID)	1987-83	M14x1.5	263-974	263-844		
		2004-01	M14x1.5	263-917	263-817			1986-78	M18x1.5	263-928	263-810		
		<i>Exc: Sebring SOHC '02 DOHC</i>					2.5 L (153 CID)	1995-86	1/2-20	263-778	263-875		
		2004-01	M14x1.5	263-974	263-844		2.6 L (156 CID)	1987-83	M14x1.5	263-974	263-844		
		<i>Sebring SOHC</i>						1986-78	M18x1.5	263-928	263-810		
		2002	M14x1.5	263-923	N/R	6 Cyl.	2.7 L (167 CID)	2009-06	M14x1.5	263-917	263-817		
		<i>Sebring DOHC</i>						<i>Charger, Magnum, Stratus Sedan</i>					
		2001	PT Cruiser	M14x1.5	263-923	N/R		2005-01	M14x1.5	263-917	263-817		
		2000-96	M14x1.5	263-923	N/R			2000-98	M14x1.5	263-974	263-844		
		1995	1/2-20	263-718	N/R		3.0 L (181 CID)	2003-87	M14x1.5	263-923	N/R		
	2.5 L (153 CID)	1993-86	1/2-20	263-778	263-875			<i>Exc: '92-90 Monaco</i>					
	2.6 L (2555 CC)	1989-87	Conquest	M14x1.5	263-974	263-844		3.2 L (197 CID)	2001	Intrepid	M14x1.5	263-917	263-817
6 Cyl.	2.5 L (152 CID)	2000-95	M14x1.5	263-974	263-844			2000-98	Intrepid	M14x1.5	263-974	263-844	
	2.7 L (167 CID)	2006-01	M14x1.5	263-917	263-817		3.3 L (201 CID)	2005-03	M14x1.5	263-917	263-817		
		<i>Inc: 300, Sebring Exc: Coupe</i>						2002-00	M14x1.5	263-923	N/R		
		2009-98	M14x1.5	263-923	N/R			1999-90	1/2-20	263-718	N/R		
	3.0 L (181 CID)	2003-88	M14x1.5	263-974	263-844		3.5 L (215 CID)	2009-00	M14x1.5	263-917	263-817		
	3.2 L (197 CID)	2009-05	M14x1.5	263-960	263-870			1997-93	1/2-20	263-718	N/R		
		2004-01	M14x1.5	263-917	263-817		3.8 L (230 CID)	2005-03	M14x1.5	263-917	263-817		
		2000-98	M14x1.5	263-923	N/R			2002-00	M14x1.5	263-974	263-844		
	3.3 L (201 CID)	2005-03	M14x1.5	263-917	263-817			1999-97	1/2-20	263-718	N/R		
		2002-00	M14x1.5	263-923	N/R			1996-94	1/2-20	263-778	263-875		
		1999-90	1/2-20	263-718	N/R	8 Cyl.	5.7 L (345 CID)	2009-05	M14x1.5	263-917	263-817		
	3.5 L (215 CID)	2009-00	M14x1.5	263-917	263-817		6.1 L (370 CID)	2009-06	M14x1.5	263-917	263-817		
		1999	M14x1.5	263-923	N/R		All	1989-64	1/2-20	263-778	263-875		
		1997-93	1/2-20	263-718	N/R	10 Cyl.	8.0 L (488 CID)	2002-92	Viper	1/2-20	263-714	263-816	
	3.8 L (230 CID)	2009-03	M14x1.5	263-917	263-817		8.3 L (500 CID)	2003	Viper	1/2-20	263-714	263-816	
		2002-00	M14x1.5	263-923	N/R		8.3 L (505 CID)	2009-06	M14x1.5	263-917	263-817		
		1999-97	1/2-20	263-718	N/R			2005-04	Viper	1/2-20	263-718	N/R	
		1996-91	1/2-20	263-778	263-875	DODGE TRUCK							
8 Cyl.	5.7 L (345 CID)	2009-05	M14x1.5	263-917	263-817	4 Cyl.	2.0 L (122 CID)	1989-83	M14x1.5	263-923	N/R		
	6.1 L (370 CID)	2009-05	M14x1.5	263-917	263-817		2.2 L (135 CID)	1988-87	1/2-20	263-778	263-875		
	All	1989-52	1/2-20	263-778	263-875		2.4 L (143 CID)	1993-90	M14x1.5	263-923	N/R		
DODGE						2.5 L (153 CID)	2002-94	1/2-20	263-718	N/R			
4 Cyl.	1.5 L (1468 CC)	1994-85	M14x1.5	263-974	263-844			1993-89	1/2-20	263-778	263-875		
	1.6 L (1597 CC)	1990-83	Colt	M14x1.5	263-974	263-844		2.6 L (156 CID)	1989-83	M14x1.5	263-923	N/R	
	1.8 L (1754 CC)	1994-89	M14x1.5	263-974	263-844	5 Cyl.	2.7 L (165 CID)	2005-04	M14x1.5	263-960	263-870		

MAKE/ ENGINE	YEARS	SIZE	DRAIN PLUG STOCK #	GASKET STOCK #
DODGE TRUCK (Con't d)				
6 Cyl.	3.0 L (181 CID)	1991-89	M14x1.5	263-974 263-844
	3.7 L (225 CID)	2003	M14x1.5	263-923 N/R
		1987-61	1/2-20	263-778 263-875
	3.7 L (226 CID)	2009-02	M14x1.5	263-974 263-844
	3.9 L (239 CID)	2003-92	1/2-20	263-718 N/R
		1991-73	1/2-20	263-778 263-875
	5.9 L (359 CID)	2005-02 Diesel	M18x1.5	Dealer Part
		2001-94 Diesel	M22x1.5	Dealer Part
		1993-90 Diesel	M18x1.5	Dealer Part
		1989 Diesel	1/2-20	263-778 263-875
8 Cyl.	4.7 L (287 CID)	2009-04	M14x1.5	263-923 N/R
		2003-00	M14x1.5	263-923 N/R
		<i>Inc: '03 Dakota, Durango</i>		
	5.2 L (318 CID)	2003-92	1/2-20	263-718 N/R
		1991-62	1/2-20	263-778 263-875
	5.7 L (345 CID)	2009-03	M14x1.5	263-923 N/R
	5.9 L (360 CID)	2003-92	1/2-20	263-718 N/R
		1991-66	1/2-20	263-778 263-875
10 Cyl.	8.0 L (488 CID)	2003-94	1/2-20	263-718 N/R
EAGLE				
4 Cyl.	1.5 L (1468 CC)	1996-89	M14x1.5	263-974 263-844
	1.6 L (1597 CC)	1990-89	M14x1.5	263-974 263-844
	1.8 L (107 CID)	1996-92	M14x1.5	263-974 263-844
	2.0 L (122 CID)	1998-90	M14x1.5	263-974 263-844
		<i>Exc: '98-95 w/o Turbo</i>		
	1998-95 w/o Turbo	M14x1.5	263-923 N/R	
	2.4 L (2351 CC)	1996-92	M14x1.5	263-974 263-844
	2.5 L (150 CID)	1989-88	M14x1.25	263-922 263-817
6 Cyl.	3.3 L (201 CID)	1997-93	1/2-20	263-718 N/R
	3.5 L (215 CID)	1997-95	1/2-20	263-718 N/R
		1994-93	1/2-20	263-710 263-816
FORD				
4 Cyl.	1.3 L (1295 CC)	1997-88	M14x1.5	263-974 263-844
	1.8 L (110 CID)	1996-91	M14x1.5	263-954 263-856
	1.9 L (113 CID)	1996	M12x1.75	263-908 N/R
		<i>From 12/12/95</i>		
		1996-85	M14x1.5	263-937 263-876
	2.0 L (122 CID)	2009-98	M14x1.5	263-925 N/R
		<i>Focus, Escort, ZX2 + Focus (DOHC)</i>		
		<i>Contour + (Multi-Port Injection)</i>		
		2005-00	M12x1.75	263-944 263-875
		<i>Escort, ZX2 + Focus (SOHC)</i>		
	1999-98	M12x1.75	263-908 N/R	
	<i>Escort, ZX2 (Split Port Inj.)</i>			
	1997-93	M14x1.5	263-934 263-870	
	<i>Contour, Probe</i>			
	1997 Escort	M12x1.75	263-908 N/R	
	2.2 L (133 CID)	1992-89 Probe	M14x1.5	263-974 263-844
	2.3 L (140 CID)	2009-04 Focus	M14x1.5	263-925 N/R
		1994-80	M14x1.5	263-937 263-876
	2.5 L (153 CID)	1990-86	M14x1.5	263-937 263-876
6 Cyl.	2.5 L (152 CID)	2000-95 Contour	M12x1.75	263-908 N/R
		1997-93 Probe	M14x1.5	263-974 263-844

MAKE/ ENGINE	YEARS	SIZE	DRAIN PLUG STOCK #	GASKET STOCK #	
FORD (Con't d)					
6 Cyl.	3.0 L (182 CID)	2009-05	M12x1.75	263-908 N/R	
		<i>Five Hundred, Freestyle</i>			
		2009-97	M14x1.5	263-937 263-876	
		<i>Taurus 12 valve</i>			
		2009-01	M12x1.75	263-944 263-875	
		<i>Taurus 24 valve</i>			
		2000-96	M12x1.75	263-908 N/R	
		<i>Taurus 24 valve</i>			
	3.0 L (182 CID)	1996 Exc: Taurus	M14x1.5	263-937 263-876	
		1995-89	M14x1.5	263-974 263-844	
		<i>Exc: Taurus SHO</i>			
		1988-86	M14x1.5	263-937 263-876	
	3.2 L (195 CID)	1995-93	M14x1.5	263-974 263-844	
		<i>Taurus SHO</i>			
	3.5 L (215 CID)	2009-07	M14x1.5	263-937 263-876	
3.8 L (232 CID)	2004-01	M12x1.75	263-944 263-875		
	2000-96	M12x1.75	263-908 N/R		
	1995	M12x1.75	263-908 N/R		
	<i>Mustang, T-Bird</i>				
	1995-82	M14x1.5	263-937 263-876		
	<i>Inc: '95 Taurus</i>				
4.0 L (245 CID)	2009-05 Mustang	M14x1.5	263-925 N/R		
8 Cyl.	3.4 L (207 CID)	1999-96	M14x1.5	263-974 263-844	
	<i>Taurus SHO</i>				
	3.9 L (242 CID)	2005-02 T-Bird	M14x1.5	263-937 263-876	
	4.6 L (281 CID)	2009-92	M14x1.5	263-937 263-876	
	5.0 L (302 CID)	1995-90	M14x1.5	263-937 263-876	
		1990-68	1/2-20	263-710 263-816	
	5.4 L (330 CID)	2009-05	M12x1.75	263-944 263-875	
	5.8 L (351 CID)	1995-73	1/2-20	263-710 263-876	
FORD TRUCK					
4 Cyl.	2.0 L (122 CID)	2004-01 Escape	M14x1.5	263-925 N/R	
		1989-83	M14x1.5	263-937 263-876	
	2.3 L (140 CID)	2009-01	M12x1.75	263-908 N/R	
		<i>'08-05 Escape, '08-01 Ranger</i>			
		2009-05	M14x1.5	263-925 N/R	
		<i>Escape Hybrid</i>			
		1997-95	M12x1.75	263-908 N/R	
		1994-83	M14x1.5	263-937 263-876	
		2.5 L (153 CID)	2001-98 Ranger	M12x1.75	263-944 263-875
	6 Cyl.	2.9 L (177 CID)	1992-86	M14x1.5	263-937 263-876
3.0 L (182 CID)		2009-01 Escape	M12x1.75	263-908 N/R	
		2009-01 Ranger	M14x1.5	263-937 263-876	
		2000-98	M14x1.5	263-937 263-876	
		<i>Inc: '98 Ranger</i>			
		1998-86	M14x1.5	263-937 263-876	
		<i>Inc: '98 Windstar</i>			
		3.8 L (232 CID)	2003-01 Windstar	M12x1.75	263-944 263-875
	2000-95 Windstar	M14x1.5	263-974 263-844		
	3.9 L (242 CID)	2009-04	M12x1.75	263-908 N/R	
	4.0 L (245 CID)	2009-96	M14x1.5	263-925 N/R	
	<i>Inc: '00-96 Explorer</i>				
	2000-90	M14x1.5	263-937 263-876		
	<i>Inc: '00-96 Aerostar, Ranger</i>				

papeo® DRAIN PLUG APPLICATION CHART

APPLICATION DE BOUCHON DE VIDANGE

MAKE/ ENGINE	YEARS	SIZE	DRAIN PLUG STOCK #	GASKET STOCK #
FORD TRUCK (Con't d)				
6 Cyl. 4.2 L (256 CID)	2009-04 <i>Freestar</i>	M12x1.75	263-908	N/R
	2004-01	M12x1.75	263-944	263-875
	<i>F-Series Pickup</i>			
	2000-97	M12x1.75	263-908	N/R
4.9 L (300 CID)	1996-75	1/2-20	263-710	263-816
8 Cyl. 4.6 L (281 CID)	2009-97	M14x1.5	263-937	263-876
	2000-96	M14x1.5	263-974	263-844
	<i>Inc: '96 Explorer 17mm head</i>			
5.0 L (302 CID)	2000-98	M14x1.5	263-937	263-876
	<i>Inc: '96 Explorer 16mm head</i>			
	1998-97	M12x1.75	263-908	N/R
	<i>Inc: '96 Explorer 15mm head</i>			
	1996-80	1/2-20	263-710	263-816
	<i>Exc: '96 Explorer</i>			
5.4 L (329 CID)	1998-97	M14x1.5	263-937	263-876
5.4 L (330 CID)	2009-99	M14x1.5	263-937	263-876
5.8 L (351 CID)	1997-88	M14x1.5	263-937	263-876
	1991-80	1/2-20	263-710	263-816
6.6 L (401 CID)	1993-87 <i>Diesel</i>	3/16-16	263-750	263-824
6.9 L (421 CID)	1987-83 <i>Diesel</i>	1/2-20	263-714	263-816
7.3 L (444 CID)	1989-88 <i>Diesel</i>	1/2-20	263-714	263-816
7.3 L (445 CID)	2005-90 <i>Diesel</i>	M14x1.25	263-922	263-817
7.5 L (460 CID)	1997-85	M14x1.5	263-937	263-876
	1985-80	1/2-20	263-710	263-816
7.8 L (478 CID)	1993-87 <i>Diesel</i>	3/16-16	263-750	263-824
10 Cyl. 6.8 L (415 CID)	2009-97	M14x1.5	263-937	263-876
GEO				
3 Cyl. 1.0 L (933 CC)	2000-89 <i>Metro</i>	M14x1.5	263-914	263-817
4 Cyl. 1.3 L (1295 CC)	2001-95 <i>Metro</i>	M14x1.5	263-914	263-817
	1989	M14x1.5	263-937	263-876
1.5 L (1471 CC)	2000-89 <i>Tracker</i>	M14x1.5	263-914	263-817
	1997-89 <i>Prizm</i>	M12x1.75	263-942	263-869
	1993-89 <i>Storm</i>	M14x1.5	263-984	263-876
1.8 L (1788 CC)	2001-93 <i>Prizm</i>	M12x1.75	263-942	263-869
	1993-92 <i>Storm</i>	M14x1.5	263-984	263-876
2.0 L (122 CID)	2001-99 <i>Tracker</i>	M14x1.5	263-914	263-817
HONDA				
3 Cyl. 1.0 L (1000 CC)	2009-00 <i>Insight</i>	Dealer Part		
4 Cyl. 1.3 L (1339 CC)	2009-03	M14x1.5	263-934	263-870
	<i>Civic Hybrid</i>			
1.3 L (1342 CC)	1987-84	M14x1.5	263-934	263-870
1.5 L (1487 CC)	1995-84	M14x1.5	263-934	263-870
1.6 L (1590 CC)	2000-89 <i>All</i>	M14x1.5	263-934	263-870
1.7 L (1700 CC)	2005-01 <i>Civic</i>	M14x1.5	263-934	263-870
1.8 L (1799 CC)	2009-06	M14x1.5	263-934	263-870
2.0 L (1955 CC)	1991-85	M14x1.5	263-934	263-870
2.0 L (1972 CC)	2003-97	M14x1.5	263-934	263-870
	<i>S2000, CR-V</i>			
2.0 L (1977 CC)	2001-00 <i>S2000</i>	M14x1.5	263-934	263-870
2.0 L (1998 CC)	2005-02 <i>Civic</i>	M14x1.5	263-934	263-870
2.2 L (2156 CC)	2001-90	M14x1.5	263-934	263-870
2.2 L (2157 CC)	2009-04 <i>S2000</i>	M14x1.5	263-934	263-870

MAKE/ ENGINE	YEARS	SIZE	DRAIN PLUG STOCK #	GASKET STOCK #
HONDA (Con't d)				
4 Cyl. 2.3 L (2234 CC)	2002-98	M14x1.5	263-934	263-870
	1996-92	M14x1.5	263-934	263-870
	2009-02	M14x1.5	263-934	263-870
	2.4 L (2354 L)	1996-94 <i>Passport</i>	M14x1.5	263-924
6 Cyl. 2.7 L (2675 CC)	1997-95	M14x1.5	263-934	263-870
	2009-98 <i>Accord</i>	M14x1.5	263-934	263-870
	2002-94 <i>Passport</i>	M14x1.5	263-954	263-856
3.2 L (3165 CC)	2009-99	M14x1.5	263-934	263-870
HUMMER				
5 Cyl. 3.5 L (211 CID)	2009-06	M12x1.75	263-910	263-874
8 Cyl. 6.0 L (364 CID)	2009-03	M12x1.75	263-910	263-874
	All	2000-92	1/2-20	263-795
HYUNDAI				
4 Cyl. & 6 Cyl. All	2009-87	M14x1.5	263-974	263-844
INFINITI				
4, 6 & 8 Cyl. All	2009-90	M12x1.25	263-933	263-885
IZUZU				
4 Cyl. All	1993-85	M14x1.5	263-934	263-870
IZUZU TRUCK				
4 Cyl. 1.9 L (1949 CC)	1987-83	M14x1.5	263-934	263-870
	<i>Pickup, Trooper</i>			
2.2 L (2156 CC)	1997-96 <i>Oasis</i>	M14x1.5	263-934	263-870
2.2 L (2180 CC)	2003-97	M14x1.5	263-954	263-856
	<i>Amigo, Rodeo, Rodeo Sport</i>			
	2000 <i>Hombre</i>	M12x1.75	263-910	263-874
	1996 <i>Hombre</i>	M12x1.75	263-944	263-875
2.3 L (2234 CC)	2009-98 <i>Oasis</i>	M14x1.5	263-934	263-870
2.3 L (2254 CC)	1995-86	M14x1.5	263-934	263-870
	<i>Amigo, Pickup, Trooper</i>			
2.6 L (2559 CC)	1997-88	M14x1.5	263-934	263-870
	<i>Amigo, Pickup, Rodeo, Trooper</i>			
6 Cyl. 2.8 L (2827 CC)	1991-89 <i>Trooper</i>	M14x1.5	263-934	263-870
	3.1 L (3137 CC)	1994-91	M12x1.75	263-944
	<i>Pickup, Rodeo</i>			
3.2 L (3165 CC)	2004-92	M14x1.5	263-954	263-856
	<i>Amigo, Rodeo, Trooper</i>			
3.5 L (3475 CC)	2004-98	M14x1.5	263-954	263-856
	<i>Axiom, Trooper, Vehicross</i>			
4.3 L (4294 CC)	2000-97 <i>Hombre</i>	M12x1.75	263-910	263-874
JAGUAR				
6 Cyl. 3.6 L (3590 CC)	1989-88	Dealer Part		
	4.0 L (3980 CC)	Dealer Part		
	4.2 L (4235 CC)	Dealer Part		
8 Cyl. 4.0 L (3966 CC), 12 Cyl. '96-71	2000-98	Dealer Part		
	1997-88	M14x1.5	263-954	263-856
	<i>Vanden Plas, XJ8, XK8</i>			
JEEP				
4 Cyl. 2.4 L (148 CID)	2009-02	1/2-20	263-718	N/R
	2.5 L (150 CID)	2002-91	1/2-20	263-718
	1990-85	M14x1.25	263-922	263-817
6 Cyl. 2.8 L (173 CID)	1986	M14x1.25	263-922	263-817
	2009-04	M14x1.5	263-925	N/R
	2003-02	M14x1.5	263-923	N/R

MAKE/ ENGINE	YEARS	SIZE	DRAIN PLUG STOCK #	GASKET STOCK #	
JEEP (Con't d)					
6 Cyl.	4.0 L (242 CID)	2009-92	1/2-20	263-718 N/R	
		1991-87	M14x1.5	263-922 263-817	
	4.2 L (258 CID)	1990-87	M14x1.5	263-922 263-817	
8 Cyl.	4.7 L (287 CID)	2009-94	M14x1.5	263-925 N/R	
		2003-99	M14x1.5	263-923 N/R	
	5.2 L (318 CID)	1998-93	1/2-20	263-718 N/R	
	5.7 L (345 CID)	2009-05	M14x1.5	263-925 N/R	
	5.9 L (360 CID)	1998	1/2-20	263-718 N/R	
		1991-72 <i>Magnetic</i>	1/2-20	263-714 263-816	
		1991-72	1/2-20	263-778 263-875	
	<i>Non-Magnetic</i>				
KIA					
4 Cyl.	1.6 L (1597 CC)	2009-93 <i>Sephia</i>	M14x1.5	263-934 263-870	
	1.8 L (1793 CC)	2001-99	Dealer Part		
	1.8 L (1839 CC)	1997-95 <i>Sephia</i>	M14x1.5	263-934 263-875	
	2.0 L (1998 CC)	2009-95 <i>Sportage</i>	M14x1.5	263-934 263-875	
	2.4 L (2351 CC)	2006-01	M14x1.5	263-934 263-875	
6 Cyl.	2.7 L (2656 CC)	2009-02	M14x1.5	263-934 263-875	
	3.5 L (3497 CC)	2006-02	M14x1.5	263-934 293-875	
	3.8 L (3778 CC)	2009-07	M14x1.5	263-934 293-875	
LEXUS					
All Cyl.		2009-90	M12x1.75	263-933 263-885	
LINCOLN					
6 Cyl.	3.0 L (182 CID)	2005-04	M12x1.75	263-919 N/R	
		2003-00	M12x1.75	263-908 N/R	
	3.8 L (232 CID)	1994-88	M14x1.5	263-937 263-876	
8 Cyl.	3.9 L (242 CID)	2009-00 <i>LS</i>	M14x1.5	263-937 263-876	
	4.6 L (281 CID)	2009-91	M14x1.5	263-937 263-876	
	5.0 L (302 CID)	1992-90	M14x1.5	263-937 263-876	
		1990-80	1/2-20	263-710 263-816	
	5.4 L (329 CID)	1998 <i>Navigator</i>	M14x1.5	263-937 263-876	
	5.4 L (330 CID)	2009-98	M14x1.5	263-937 263-876	
MAZDA, MAZDA TRUCK					
All Cyl.		2005-80	M14x1.5	263-934 263-870	
MERCEDES BENZ					
4 Cyl.	2.2 L (2199 CC)	1996-94	M14x1.5	263-960 263-870	
	2.3 L (2295 CC)	2000-97	M14x1.5	263-960 263-870	
	2.3 L (2299 CC)	1993-84	M14x1.5	263-960 263-870	
5 Cyl.	2.5 L (2496 CC)	1993-87	M14x1.5	263-960 263-870	
6 Cyl.	2.6 L (2599 CC)	1993-87	M14x1.5	263-960 263-870	
	2.8 L (2799 CC)	1998-93	M14x1.5	263-960 263-870	
	3.0 L (2962 CC)	1993-86	M14x1.5	263-960 263-870	
	3.0 L (2996 CC)	1997-95	M14x1.5	263-960 263-870	
		1987-86	M12x1.5	263-931 263-869	
	3.2 L (3199 CC)	2001-93	M14x1.5	263-960 263-870	
	3.4 L (3449 CC)	1995-90	M14x1.5	263-960 263-870	
		1993-92	M12x1.5	263-931 263-869	
	3.6 L (3606 CC)	1997-95	M14x1.5	263-960 263-870	
	8 Cyl.	4.2 L (4196 CC)	1998-86	M14x1.5	263-931 263-869
		4.3 L (4266 CC)	2001-99	M14x1.5	263-960 263-870
4.3 L (4296 CC)		1988	M12x1.5	263-931 263-869	
5.0 L (4973 CC)		2001-00	M14x1.5	263-960 263-870	
		1998-84	M12x1.5	263-931 263-869	
5.6 L (5547 CC)		1991-86 <i>Exc: 560SL</i>	M12x1.5	263-931 263-869	
12 Cyl.	6.0 L (5987 CC)	1998-93	M12x1.5	263-931 263-869	

MAKE/ ENGINE	YEARS	SIZE	DRAIN PLUG STOCK #	GASKET STOCK #
MERCURY (Con't d)				
4 Cyl.	1.6 L (1598 CC)	1994-87	M14x1.5	263-934 263-875
	'94-91	<i>Capri, Tracer</i>		
	1.6 L (1600 CC)	1994-87	M14x1.5	263-934 263-875
	'89-87			
	1.8 L (110 CID)	1996-91	M14x1.5	263-954 263-856
	1.9 L (113 CID)	1996 <i>From 12/12/95</i>	M12x1.75	263-908 N/R
		1996-85 <i>To 12/11/95</i>	M14x1.5	263-937 263-876
	2.0 L (122 CID)	2002-98	M14x1.5	263-925 N/R
	<i>Exc: '99-98 Tracer</i>			
	1999-97 <i>Tracer</i>	M12x1.75	263-908	N/R
	1997-95 <i>Mystique</i>	M14x1.5	263-974	263-844
	2.3 L (140 CID)	2009-05 <i>Mariner</i>	M12x1.75	263-908 N/R
		1994-80	M14x1.5	263-937 263-876
6 Cyl.	2.5 L (152 CID)	2002-95	M12x1.75	263-908 N/R
	3.0 L (182 CID)	2009-05	M12x1.75	263-908 N/R
	<i>Montego, Mariner</i>			
		2009-97	M14x1.5	263-937 263-876
	<i>Sable 12 Valve</i>			
		2009-01	M12x1.75	263-919 N/R
	<i>Sable 24 Valve</i>			
		1996-86	M14x1.5	263-937 263-876
	<i>Sable 12 Valve, Topaz</i>			
		1998-93 <i>Villager</i>	M12x1.25	263-933 263-885
		2000-96	M12x1.75	263-908 N/R
	<i>Sable 24 Valve</i>			
	3.3 L (3275 CC)	2002-99 <i>Villager</i>	M12x1.25	263-933 263-885
	3.8 L (232 CID)	1997-95	M12x1.75	263-908 N/R
	<i>Inc: '95 Cougar</i>			
		1995-82	M14x1.5	263-937 263-876
	<i>Inc: '95 Sable</i>			
	4.0 L (245 CID)	2009-98	M14x1.5	263-925 N/R
	<i>Mountaineer</i>			
	4.2 L (256 CID)	2009-04	M12x1.75	263-908 N/R
	<i>Monterey</i>			
8 Cyl.	4.6 L (281 CID)	2009-92	M14x1.5	263-937 263-876
	5.0 L (302 CID)	2000-98	M14x1.5	263-937 263-876
	<i>Mountaineer</i>			
		1997	M14x1.5	263-974 263-844
	<i>Mountaineer</i>			
		1995-90	M14x1.5	263-937 263-876
		1990-68	1/2-20	263-710 263-816
MERKER				
All Cyl.		1989-85	M14x1.5	263-937 263-876
MITSUBISHI				
4 Cyl.	1.5 L (1468 CC)	2002-85	M14x1.5	263-974 263-844
	<i>Mirage, Precis</i>			
	1.6 L (1597 CC)	1992-85 <i>Mirage</i>	M14x1.5	263-974 263-844
	1.8 L (1755 CC)	1994-90 <i>Eclipse</i>	M14x1.5	263-974 263-844
	1.8 L (1834 CC)	2002-92	M14x1.5	263-974 263-844
	<i>Expo, Expo LRV, Mirage</i>			
	2.0 L (1997 CC)	1999-98	1/2-20	263-718 N/R
		1997-84	M14x1.5	263-974 263-844
	<i>Inc: 97-96 Turbo</i>			
		1997-95 <i>w/o Turbo</i>	M14x1.5	263-923 N/R

MAKE/ ENGINE	YEARS	SIZE	DRAIN PLUG STOCK #	GASKET STOCK #
MITSUBISHI (Con't d)				
4 Cyl.	2.0 L (2000 CC)	2009-02 Lancer	M14x1.5	263-974 263-844
	2.4 L (2351 CC)	2009-85 Inc: Galant	M14x1.5	263-974 263-844
	2.6 L (2555 CC)	2009-98 Eclipse	1/2-20	263-718 N/R
6 Cyl.	3.0 L (2972 CC)	1989-83	M14x1.5	263-974 263-844
	3.5 L (3497 CC)	2002-88	M14x1.5	263-974 263-844
	3.8 L (3828 CC)	2002-97	M14x1.5	263-974 263-844
MITSUBISHI TRUCK				
All Cyl.	2000-83		M14x1.5	263-974 263-844
NISSAN				
4 Cyl.	1.6 L (1597 CC)	2001-87	M12x1.25	263-933 263-815
	1.8 L (1809 CC)	2009-84	M12x1.25	263-933 263-815
	2.0 L (1974 CC)	1989-84	M12x1.25	263-933 263-815
	2.0 L (1998 CC)	2001-91	M12x1.25	263-933 263-815
	2.4 L (2389 CC)	2001-87	M12x1.25	263-933 263-815
6 Cyl.	2.5 L (2500 CC)	2009-02	M12x1.25	263-933 263-815
	3.0 L (2960 CC)	1998-84	M12x1.25	263-933 263-815
	3.0 L (2988 CC)	2001-95	M12x1.25	263-933 263-815
	3.3 L (3275 CC)	2002-99	M12x1.25	263-933 263-815
	3.5 L (3500 CC)	2009-02	M12x1.25	263-933 263-815
NISSAN TRUCK				
All Cyl.	2005-86		M12x1.25	263-913 263-815
OLDSMOBILE				
4 Cyl.	2.2 L (134 CID)	2004-02	M12x1.75	263-910 263-874
		1996-93 Magnetic	M12x1.75	263-929 N/R
		1996-93 Non-Magnetic	M12x1.75	263-919 N/R
	2.3 L (138 CID)	1995-90	M12x1.75	263-929 N/R
		Inc: '91-90 Cutlass Supreme		
		1991-87	M12x1.75	263-944 263-875
		Cutlass Calais		
	2.4 L (146 CID)	2002-97	M12x1.75	263-910 263-874
		1996	M12x1.75	263-929 N/R
	2.5 L (151 CID)	1992-87	M85x2.5	Dealer Part
6 Cyl.		Inc: '87 Calais, MT		
		1987-79	M12x1.75	263-911 263-815
		Calais AT, Ciera		
	2.8 L (173 CID)	1989-	M12x1.75	263-911 263-815
		1986-80	1/2-20	263-778 263-875
	3.0 L (181 CID)	1988-83	1/2-20	263-778 263-875
	3.1 L (189 CID)	1999-97	M12x1.75	263-910 263-874
		1996-94 Magnetic	M12x1.75	263-929 N/R
		1994-89	M12x1.75	263-919 N/R
		Non-Magnetic		
	3.3 L (204 CID)	1993-89	1/2-20	263-778 263-875
	3.4 L (207 CID)	2005-97	M12x1.75	263-910 263-874
		2004	M12x1.75	263-919 N/R
	1996-94 Magnetic	M12x1.75	263-929 N/R	
	1993-91	M12x1.75	263-919 N/R	
	Non-Magnetic			
3.5 L (231 CID)	1999-97	M12x1.75	263-910 263-874	
	1996-95 Magnetic	M12x1.75	263-929 N/R	
	1994-77	1/2-20	263-778 263-875	

MAKE/ ENGINE	YEARS	SIZE	DRAIN PLUG STOCK #	GASKET STOCK #
OLDSMOBILE (Con't d)				
6 Cyl.	4.2 L (256 CID)	2005-02 Bravada	M12x1.75	263-910 263-874
		2004	M12x1.75	263-919 N/R
		Non-Magnetic		
	4.3 L (262 CID)	2002-97 Bravada	M12x1.75	263-910 263-874
		1996 Bravada	M12x1.75	263-929 N/R
8 Cyl.		1994-91 Bravada	1/2-20	263-778 263-875
	4.0 L (244 CID)	2003-97 Aurora	M12x1.75	263-910 263-874
		1996-95 Aurora	M12x1.75	263-929 N/R
	5.0 L (305 CID)	1992-81	1/2-20	263-778 263-875
	5.0 L (307 CID)	1990-81	1/2-20	263-778 263-875
	5.7 L (350 CID)	1992-81	1/2-20	263-778 263-875
PLYMOUTH				
4 Cyl.	1.5 L (1468 CC)	1994-85	M14x1.5	263-974 263-844
		Inc: '90-83 Colt		
	1.6 L (1597 CC)	1994-85	M14x1.5	263-974 263-844
		Colt		
		Inc: '90-83 Colt		
	1.8 L (1754 CC)	1994-89	M14x1.5	263-974 263-844
	2.0 L (122 CID)	2001-96	M14x1.5	263-923 N/R
		1995	1/2-20	263-718 N/R
		1994-84	M14x1.5	263-974 263-844
	2.4 L (148 CID)	2000-96	M14x1.5	263-923 N/R
	2.4 L (2351 CC)	1994-82	M14x1.5	263-974 263-844
	Colt, Colt Vista			
	2.5 L (153 CID)	1995-86	1/2-20	263-710 263-816
6 Cyl.	2.5 L (152 CID)	1995-88	M14x1.5	263-974 263-844
	3.0 L (181 CID)	2000-87	M14x1.5	263-974 263-844
	3.3 L (201 CID)	2000	M14x1.5	263-923 N/R
		1999-90	1/2-20	263-718 N/R
	3.5 L (215 CID)	2001-00 Prowler	M14x1.5	263-958 N/R
		1999 Prowler	M14x1.5	263-923 N/R
		1997 Prowler	1/2-20	263-718 N/R
	3.8 L (230 CID)	1999-97	1/2-20	263-718 N/R
	1996-94	1/2-20	263-710 263-816	
8 Cyl.	All	1989-64	1/2-20	263-710 263-816
PONTIAC				
4 Cyl.	1.6 L (98 CID)	1988-33	M14x1.5	263-934 263-870
		1987-81	1/2-20	263-778 263-875
	1.8 L (112 CID)	1986-83	M14x1.5	263-934 263-870
	1.8 L (1762 CC)	2009-03 Vibe	M12x1.25	263-933 263-869
	2.0 L (122 CID)	1994-87	M14x1.5	263-934 263-870
	2.2 L (134 CID)	2004-97 Magnetic	M12x1.75	263-910 263-874
		1996-95	M12x1.75	263-919 N/R
		Non-Magnetic		
		1995	M12x1.75	263-944 263-875
	2.3 L (138 CID)	1995-90	M12x1.75	263-919 N/R
		Inc: '91-90 Grand Prix		
2.4 L (146 CID)	2003-97	M12x1.75	263-910 263-874	
	1996	M12x1.75	263-919 N/R	
2.5 L (151 CID)	1991-87	M85x2.5	Dealer Part	
	Inc: '87 Grand AM, MT			
	1987-79	M12x1.75	263-944 263-875	

MAKE/ ENGINE	YEARS	SIZE	DRAIN PLUG STOCK #	GASKET STOCK #
PONTIAC (Con't d)				
6 Cyl.	2.8 L (173 CID)	1989-87	M12x1.75	263-944 263-875
	3.0 L (181 CID)	1987-85	1/2-20	263-778 263-875
	3.1 L (189 CID)	2003-97	M12x1.75	263-910 263-874
		1996-94	M12x1.75	263-919 N/R
		1994-88	M12x1.75	263-944 263-875
	3.3 L (204 CID)	1993-92	1/2-20	263-778 263-875
	3.4 L (207 CID)	2009-04	M12x1.75	263-919 N/R
		2005-97	M12x1.75	263-910 263-874
		1996-95	M12x1.75	263-919 N/R
		<i>Exc: '95 Firebird</i>		
		1995-91	M12x1.75	263-944 263-875
		<i>Inc: '95 Firebird</i>		
	3.5 L (213 CID)	2009-05	M12x1.75	263-919 N/R
	3.8 L (231 CID)	2005-97	M12x1.75	263-910 263-844
		1996-95	M12x1.75	263-919 N/R
		1994-77	1/2-20	263-778 263-875
	3.9 L (237 CID)	2009-06	M12x1.75	263-919 N/R
8 Cyl.	4.6 L (281 CID)	2005-04	M12x1.75	263-919 N/R
	5.0 L (305 CID)	1992-71	1/2-20	263-778 263-875
	5.0 L (307 CID)	1989-86	1/2-20	263-778 263-875
	5.3 L (325 CID)	2009-05	M12x1.75	263-919 N/R
	5.7 L (350 CID)	2004	M12x1.75	263-919 N/R
		2002-97	M12x1.75	263-910 263-874
		1996	M12x1.75	263-919 N/R
		1995-77	1/2-20	263-778 263-875
	6.0 L (364 CID)	2009-05	M12x1.75	263-919 N/R
SAAB				
4 Cyl.	All	2009-80	M14x1.5	263-914 263-817
6 Cyl.	All	2009-80	M14x1.5	263-914 263-817
SATURN				
4 Cyl.	1.9 L (116 CID)	2002-91	M12x1.75	263-932 N/R
	2.0 L (122 CID)	2009-03	Dealer Part	
	2.2 L (134 CID)	2009-00	M12x1.75	263-919 N/R
	2.4 L (145 CID)	2006-05	M12x1.75	263-919 N/R
6 Cyl.	3.0 L (181 CID)	2004-00	M14x1.5	263-918 N/R
	3.5 L (3475 CC)	2009-04	M14x1.5	263-918 N/R
		<i>Vue</i>		
SCION				
4 Cyl.	All	2009-05	M12x1.25	263-933 263-885
SUBARU				
3, 4 & 6 Cyl.		2005-73	M20x1.5	263-930 263-851
			<i>w/20mm plugs</i>	
TOYOTA				
4 Cyl.	1.5 L (1452 CC)	1988-85	M12x1.25	263-933 263-885
		<i>3A, 3A Engine</i>		
	1.5 L (1456 CC)	1994-91	M12x1.25	263-942 263-869
		1991-87	M12x1.25	263-933 263-885
	1.5 L (1497 CC)	2009-04	M12x1.25	263-933 263-885
		2003-92	M12x1.25	263-942 263-869
	1.6 L (1587 CC)	1997-89	M12x1.25	263-942 263-869
		1988-85	M12x1.25	263-933 263-885
	1.8 L (1762 CC)	2009-04	M12x1.25	263-933 263-885
		2003-93	M12x1.25	263-942 263-869
	2.0 L (1998 CC)	1995-90	M12x1.25	263-942 263-869
		1989-88	M12x1.25	263-933 263-885
		1988-84	M18x1.5	263-928 263-810


MAKE/ ENGINE	YEARS	SIZE	DRAIN PLUG STOCK #	GASKET STOCK #
TOYOTA (Con't d)				
4 Cyl.	2.2 L (2164 CC)	2001-92	M12x1.25	263-942 263-869
		1991-90	M12x1.25	263-933 263-885
	2.2 L (2237 CC)	1989-86	M12x1.25	263-933 263-885
	2.4 L (2398 CC)	2009-04	M12x1.25	263-933 263-885
		2003-02	M12x1.25	263-942 263-869
	2.4 L (2438 CC)	1997-94	M12x1.25	263-942 263-869
		1993-91	M12x1.25	263-933 263-885
6 Cyl.	2.5 L (2508 CC)	1991-88	M12x1.25	263-933 263-885
	2.8 L (2754 CC)	1988-81	M18x1.5	263-928 263-810
	3.0 L (2954 CC)	1992-86	M18x1.5	263-928 263-810
	3.0 L (2959 CC)	1993-92	M12x1.25	263-933 263-885
	3.0 L (2995 CC)	2009-04	M12x1.25	263-933 263-885
		2003-94	M12x1.25	263-942 263-869
	3.0 L (2997 CC)	1998-93	M12x1.25	263-942 263-869
	3.3 L (3300 CC)	2009-04	M12x1.25	263-933 263-885
	3.5 L (3456 CC)	2009-05	M12x1.25	263-933 263-885
TOYOTA TRUCK				
4 Cyl.	2.0 L (1998 CC)	2003-96	M12x1.25	263-942 263-869
	2.4 L (2366 CC)	1995-92	M12x1.25	263-942 263-869
		1992-85	M12x1.25	263-933 263-885
	2.4 L (2398 CC)	2009-04	M12x1.25	263-933 263-885
		2003-01	M12x1.25	263-942 263-869
	2.4 L (2438 CC)	2004	M12x1.25	263-933 263-885
		2003-95	M12x1.25	263-942 263-869
	2.7 L (2964 CC)	2009-04	M12x1.25	263-933 263-885
		2003-94	M12x1.25	263-942 263-869
6 Cyl.	3.0 L (2959 CC)	1995-88	M12x1.25	263-933 263-885
	3.0 L (2995 CC)	2005-04	M12x1.25	263-933 263-885
		2003-01	M12x1.25	263-942 263-869
	3.3 L (3300 CC)	2009-04	M12x1.25	263-933 263-885
	4.0 L (3956 CC)	1992-88	M12x1.25	263-933 263-885
	4.0 L (4000 CC)	2009-03	M12x1.25	263-933 263-885
	4.5 L (4477 CC)	1997-93	M12x1.25	263-942 263-869
8 Cyl.	4.7 L (4663 CC)	2009-98	M12x1.25	263-933 263-885
VOLKSWAGEN				
4 Cyl.	All	2009-85	M14x1.5	263-933 263-885
5 Cyl.	All	2009-06	M14x1.5	263-933 263-885
6 Cyl.	All	2009-85	M14x1.5	263-933 263-885
8 Cyl.	All	2004-02	M14x1.5	263-933 263-885
12 Cyl.	All	2006-04	M14x1.5	263-933 263-885
VOLVO				
4 Cyl.	1.9 L (1950 CC)	2001-00	M18x1.5	263-928 263-810
	2.3 L (2316 CC)	1995-83	3/4-16	263-750 263-824
		<i>Exc: '87-83 240, 260 Series</i>		
5 Cyl.	2.3 L (2319 CC)	1998	3/4-16	263-750 263-824
	2.4 L (2319 CC)	1997-93 850	M18x1.5	263-928 263-810
	2.4 L (2435 CC)	2000-99	M18x1.5	263-928 263-810
		1998	3/4-16	263-750 263-824
6 Cyl.	2.8 L (2783 CC)	2001-99	M18x1.5	263-928 263-810
	2.9 L (2917 CC)	1998-92	3/4-16	263-750 263-824

Papco 'DUO-DRAIN®' OIL PLUG

BOUCHON D'HUILE DUO-DRAIN®

BRIGHT PLATED

All metal, two-part plug for repairing 1/2"-20 crankcase applications on GM, Ford, Chrysler and AMC. STANDARD or Self-tapping DOUBLE OVERSIZE outer plug installs permanently. Only the pipe threaded centre plug is removed to drain oil. Convenient skin-packed card contains one (1) Duo-Drain Oil Plug complete with gasket.



1/2-20 D.O. No. 263-799

Papco CARDED DRAIN PLUGS with GASKET

BOUCHON DE VIDANGE avec JOINT

Convenient skin-packed card contains one 'Papco' Drain Plug complete with gasket. Order by Card Number.

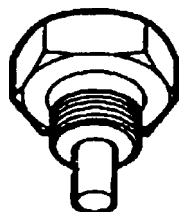
Card No.	Size & Type	Card No.	Size & Type
263-777	M14 x 1.5 Pilot Pt.	263-790	1/2-20 Std.
263-780	M12 x 1.75 Std. Pilot Pt.	263-791	1/2-20 S.O. Self-Tap
263-782	1/2-20 T.O. Self-Tap	263-792	1/2-20 D.O. Self-Tap
263-783	1/2-20 Magnetic	263-793	1/2-20 T.O. Self-Tap
263-784	M14 x 1.5 Magnetic	263-794	1/2-20 Magnetic
263-786	M14 x 1.5 Pilot Pt.	263-796	M14 x 1.5 Pilot Pt.
263-787	M12 x 1.75 Pilot Pt.	263-797	M12 x 1.75 Magnetic
263-788	M12 x 1.75 Pilot Pt.	263-798	M14 x 1.5
		263-799	1/2-20 Duo



1/2-20 S.O. No. 263-791

M12 x 1.75 Pilot Pt. with Inset Gasket

Papco MAGNETIC DRAIN PLUG with GASKET



'Papco' Magnetic Drain Plugs reduce wear and protect engines by attracting harmful metal particles circulating in the crankcase oil. Powerful, long-lasting ALNICO magnet. Install in place of ordinary plugs. Individually skin-packed with gasket.

Card No.	Size & Thread	Gasket No.	Card No.	Size & Thread	Gasket No.
263-783	1/2-20 Magnetic	263-817	263-794	1/2-20 Std. Magnetic	263-816
263-784	14mm x 1.5 Magnetic	263-817	263-797	M12 x 1.75 Pilot Pt. with Inset Gasket	-

GARAGE ASSORTMENT No. 020-054

Contains 60 Nylon Gaskets in six popular sizes for Inch and Metric Drain Plugs.



GARAGE ASSORTMENT No. 020-032

Contains 7 Self-Tapping Oversize Drain Plugs with gaskets. (4) 1/2-20 O.S.; (2) 1/2-20 D.O.; (1) 1/2-20 T.O.

GARAGE ASSORTMENT No. 020-038

Contains 9 Inch and Metric Drain Plugs with gaskets. (4) 1/2-20 Std. (3) 12mm x 1.75, (2) 14mm x 1.5.

MASTER DRAIN PLUG ASSORTMENT No. 020-630

Contains 40 Inch and Metric Plugs; 73 Gaskets - and includes:
 - Magnetic and 1/2-20 oversize plugs.
 - 17 Sizes of Plugs, 8 Sizes of Gaskets.
 - Complete coverage for most vehicles.

MASTER GASKET ASSORTMENT No. 020-607

Contains 210 pieces - 20 of the most popular Sizes of Nylon, Copper, Fiber, Aluminum and Rubber/Metal Drain Plug Gaskets.



No. 020-630

263 Series



DRAIN AND FILLER PLUGS

BOUCHON D'HUILE DUO-DRAIN®

Std. Pkg. 12 pcs.

Type 9



260-902
DRAIN PLUGS

1/4" Sq Pipe Plug

Std. Pkg. 12 pcs.

Type 9



260-903
DRAIN PLUGS

3/8" Sq. Pipe Plug

Std. Pkg. 12 pcs.

Type 9



260-904
DRAIN PLUGS

1/2" Sq. Pipe Plug

Std. Pkg. 5 pcs.

Type 1



263-710
DRAIN PLUGS

1/2-20 Std.



263-816
GASKET

Nylon
9/16 x 13/16 x 0.52

Std. Pkg. 12 pcs.

Type 2



263-711
DRAIN PLUGS

1/2-20 S.O. Self-Tap



263-816
GASKET

Nylon
9/16 x 13/16 x 0.52

Std. Pkg. 12 pcs.

Type 2



263-712
DRAIN PLUGS

1/2-20 D.O. Self-Tap



263-817
GASKET

Nylon
5/8 x 15/16 x 0.59

Std. Pkg. 12 pcs.

Type 2



263-713
DRAIN PLUGS

1/2-20 T.O. Self-Tap



263-817
GASKET

Nylon
5/8 x 15/16 x 0.59

Std. Pkg. 5 pcs.

Type 8



263-714
DRAIN PLUGS

1/2-20 Magnetic



263-816
GASKET

Nylon
9/16 x 13/16 x 0.52

Std. Pkg. 5 pcs.

Type 7



263-715
DRAIN PLUGS

1/2-20 D.O. Duo-Drain



263-817
GASKET

Nylon
5/8 x 15/16 x 0.59

Std. Pkg. 5 pcs.

Type 7



263-716
DRAIN PLUGS

1/2-20 Std. Duo-Drain



263-816
GASKET

Nylon
9/16 x 13/16 x 0.52

Std. Pkg. 5 pcs.

Type 6



263-718
DRAIN PLUGS

1/2-20 Std. Pilot Pt. with Molded Gasket

Std. Pkg. 5 pcs.

Type 3



263-720
DRAIN PLUGS

5/8-18 Std.



263-820
GASKET

Nylon
11/16 x 1 x 0.62

Std. Pkg. 5 pcs.

Type 3



263-750
DRAIN PLUGS

3/4-16 Std.



263-824
GASKET

Nylon
13/16 x 1-1/16 x 0.82

Std. Pkg. 5 pcs.

Type 2



263-751
DRAIN PLUGS

3/4-16 Std.



263-824
GASKET

Nylon
3/4-16 S.O. Self-Tap

Std. Pkg. 5 pcs.

Type 1



263-778
DRAIN PLUGS

1/2-20 Std.



263-816
GASKET

Nylon
9/16 x 13/16 x 0.52

Std. Pkg. 5 pcs.

Type 8



263-795
DRAIN PLUGS

1/2-20 Magnetic



263-816
GASKET

Nylon
9/16 x 13/16 x 0.52

Std. Pkg. 25 pcs.



263-800

DRAIN PLUG GASKETS

Fibre 1/2 x 3/4 x 3/32

Std. Pkg. 25 pcs.



263-801

DRAIN PLUG GASKETS

Fibre 9/16 x 13/16 x 3/32

Std. Pkg. 25 pcs.



263-802

DRAIN PLUG GASKETS

Fibre 5/8 x 7/8 x 3/32

Std. Pkg. 25 pcs.



263-804

DRAIN PLUG GASKETS

Fibre 3/4 x 1-1/16 x 3/32

Std. Pkg. 25 pcs.




263-805

DRAIN PLUG GASKETS

Fibre 13/16 x 1 x 3/32

Std. Pkg. 25 pcs.



263-807

DRAIN PLUG GASKETS

Fibre .920 x 1-1/8 x 3/32

Std. Pkg. 25 pcs.



263-808

DRAIN PLUG GASKETS

Fibre 12mm x .748 x 3/32

Std. Pkg. 25 pcs.



263-809

DRAIN PLUG GASKETS

Fibre 16mm x 1.062 x 3/32

Std. Pkg. 25 pcs.



263-810

DRAIN PLUG GASKETS

Fibre 18mm x 1.062 x 3/32

Std. Pkg. 25 pcs.



263-815

DRAIN PLUG GASKETS

Nylon 31/64 x 3/4 x 0.52

Std. Pkg. 25 pcs.



263-816

DRAIN PLUG GASKETS

Nylon 9/16 x 13/16 x 0.52

Std. Pkg. 25 pcs.



263-817

DRAIN PLUG GASKETS

Nylon 5/8 x 15/16 x 0.59

Std. Pkg. 25 pcs.



263-820

DRAIN PLUG GASKETS

Nylon 11/16 x 1 x 0.62

Std. Pkg. 25 pcs.



263-824

DRAIN PLUG GASKETS

Nylon 13/16 x 1-1/16 x 0.82

Std. Pkg. 25 pcs.



263-828

DRAIN PLUG GASKETS

Nylon 31/64 x 1-1/4 x 0.78

263
Series

papeo® DRAIN AND FILLER PLUGS

BOUCHON D'HUILE DUO-DRAIN®

Std. Pkg. 25 pcs.



263-844

DRAIN PLUG GASKETS

Crush 17/32 x 3/4 x 0.80

Std. Pkg. 25 pcs.



263-851

DRAIN PLUG GASKETS

Crush 25/32 x 1 x 0.87

Std. Pkg. 25 pcs.



263-855

DRAIN PLUG GASKETS

Copper 31/64 x 3/4 x 0.94

Std. Pkg. 25 pcs.



263-856

DRAIN PLUG GASKETS

Copper 19/32 x 13/16 x 0.62

Std. Pkg. 25 pcs.



263-857

DRAIN PLUG GASKETS

Copper 5/8 x 1 x 0.62

Std. Pkg. 25 pcs.



263-860

DRAIN PLUG GASKETS

Copper 3/4 x 1-1/16 x 0.62

Std. Pkg. 25 pcs.



263-869

DRAIN PLUG GASKETS

Alum. 15/32 x 7/8 x 0.80

Std. Pkg. 25 pcs.



263-870

DRAIN PLUG GASKETS

Alum. 14mm x 20mm x 0.78

Std. Pkg. 25 pcs.



263-873

DRAIN PLUG GASKETS

Alum. 18mm x 26mm x 0.78

Std. Pkg. 25 pcs.



263-874

DRAIN PLUG GASKETS

Rubber 12mm x 20mm x 0.102

Std. Pkg. 25 pcs.



263-875

DRAIN PLUG GASKETS

Rubber/Met. 12mm x 25mm x 0.78

Std. Pkg. 25 pcs.



263-876

DRAIN PLUG GASKETS

Rubber/Met. 17/32 x 31/32 x 0.81

Std. Pkg. 25 pcs.



263-885

DRAIN PLUG GASKETS

Synthetic 15/32 x 15/16 x 0.78

Std. Pkg. 5 pcs.

Type **6**



263-908

DRAIN PLUGS

M12 x 1.75 Pilot Pt. with Molded Gasket

Std. Pkg. 5 pcs.

Type **1**



263-911

DRAIN PLUGS

M12 x 1.75
Std. with Pilot Pt.

263-815

GASKET

Nylon
31/64 x 3/4 x 0.52

Std. Pkg. 5 pcs.

Type **1**



263-912

DRAIN PLUGS

M12 x 1.25
Std. with Pilot Pt.

263-815

GASKET

Nylon
31/64 x 3/4 x 0.52

Std. Pkg. 5 pcs.

Type **4**



263-913

DRAIN PLUGS

M12 x 1.25 Std.

263-815

GASKET

Nylon
31/64 x 3/4 x 0.52

Std. Pkg. 5 pcs.

Type **4**



263-914

DRAIN PLUGS

M14 x 1.5 Std.

263-817

GASKET

Nylon
5/8 x 15/16 x 0.59

Std. Pkg. 5 pcs.

Type **2**



263-915

DRAIN PLUGS

M14 x 1.5 S.O. Self-Tap

263-820

GASKET

Nylon
11/16 x 1 x 0.62

Std. Pkg. 5 pcs.

Type **1**



263-917

DRAIN PLUGS

M14 x 1.5 Std. with Pilot

263-817

GASKET

Nylon
5/8 x 15/16 x 0.59

Std. Pkg. 5 pcs.

Type **5**



263-919

DRAIN PLUGS

M12 x 1.75 Pilot Pt with Inset Gasket

Std. Pkg. 5 pcs.

Type **4**



263-922

DRAIN PLUGS

M14 x 1.25 Std.

263-817

GASKET

Nylon
5/8 x 15/16 x 0.59

263
Series



DRAIN AND FILLER PLUGS

BOUCHON D'HUILE DUO-DRAIN®

Std. Pkg. 5 pcs.

Type 6



263-923

DRAIN PLUGS

M14 1.5 Pilot Pt. with Molded Gasket

Std. Pkg. 5 pcs.

Type 8



263-924

DRAIN PLUGS

M14 x 1.5 Magnetic

263-817

GASKET

Nylon
5/8 x 15/16 x 0.59

Std. Pkg. 5 pcs.

Type 6



263-925

DRAIN PLUGS

M14 x 1.5 Pilot Pt with Inset Gasket

Std. Pkg. 5 pcs.

Type 8



263-928

DRAIN PLUGS

M18 x 1.5 Std.

263-824

GASKET

Nylon
13/16 x 1-1/16 x 0.82

Std. Pkg. 5 pcs.

Type 8



263-929

DRAIN PLUGS

M12 x 1.75 Pilot Pt. with Inset Gasket

Std. Pkg. 5 pcs.

Type 4



263-930

DRAIN PLUGS

M20 x 1.5 Std.

263-824

GASKET

Nylon
13/16 x 1-1/16 x 0.82

Std. Pkg. 5 pcs.

Type 3



263-931

DRAIN PLUGS

M12 x 1.5 Std.

263-815

GASKET

Nylon
31/64 x 3/4 x 0.52

Std. Pkg. 5 pcs.

Type 5



263-932

DRAIN PLUGS

M12 x 1.75 Pilot Pt. with Inset Gasket

Std. Pkg. 5 pcs.

Type 4



263-933

DRAIN PLUGS

M12 x 1.25 Std.

263-815

GASKET

Nylon
31/64 x 3/4 x 0.52

Std. Pkg. 5 pcs.

Type 4



263-934

DRAIN PLUGS

M12 x 1.5 Std.

263-817

GASKET

Nylon
5/8 x 15/16 x 0.59

Std. Pkg. 5 pcs.

Type 1



263-937

DRAIN PLUGS

M14 x 1.5 Pilot Pt.

263-817

GASKET

Nylon
5/8 x 15/16 x 0.59

Std. Pkg. 5 pcs.

Type 4



263-940

DRAIN PLUGS

M22 x 1.5 Std.


263-828

GASKET

Nylon
31/64 x 1-1/4 x 0.78

Std. Pkg. 5 pcs.

Type 1



263-942

DRAIN PLUGS

M12 x 1.25 Pilot Pt.


263-815

GASKET

Nylon
31/64 x 3/4 x 0.52

Std. Pkg. 5 pcs.

Type 1



263-944

DRAIN PLUGS

M12 x 1.75 Polit Pt.

263-815

GASKET

Nylon
31/64 x 3/4 x 0.52

Std. Pkg. 5 pcs.

Type 2



263-945

DRAIN PLUGS

M12 x 1.75 S.O. Self-Tap

263-817

GASKET

Nylon
5/8 x 15/16 x 0.59

Std. Pkg. 5 pcs.

Type 1



263-947

DRAIN PLUGS

M14 x 1.5 Pilot Pt.

263-817

GASKET

Nylon
5/8 x 15/16 x 0.59

Std. Pkg. 5 pcs.

Type 5




263-950

DRAIN PLUGS

M14 x 1.5 Std. with Inset Gasket

Std. Pkg. 5 pcs.

Type 4



263-954

DRAIN PLUGS

M14 x 1.5 Std.


263-817

GASKET

Nylon
5/8 x 15/16 x 0.59

Std. Pkg. 5 pcs.

Type 5



263-958

DRAIN PLUGS

M14 x 1.5 Polit Pt. with Inset Gasket

Std. Pkg. 5 pcs.

Type 3



263-960

DRAIN PLUGS

M14 x 1.5 Std.

263-870

GASKET

Alum.
14mm x 20mm x 0.78

Std. Pkg. 3 pcs.



263-990

DRAIN PLUGS

UNIV. 1/2-3/4, 12-18 mm

Std. Pkg. 5 pcs.

Type 4



263-974

DRAIN PLUGS

M14 x 1.5 Std.

263-844

GASKET

Crush
17/32 x 3/4 x 0.80

Std. Pkg. 5 pcs.

Type 4



263-984

DRAIN PLUGS

M14 x 1.5 Std.

263-817

GASKET

Nylon
5/8 x 15/16 x 0.59

Other product catalogues available . . .**papeco** Automotive and Industrial Fasteners No. 400

Automotive Aftermarket and Industrial Fasteners in Inch and Metric

- Cap Screws • Nuts • Washers • Screws
- Body shop Fasteners
- Wheel Parts • Brake lines
- Battery Parts • Grease Fittings

papeco Body Shop Fasteners No. BSF 1010

- Standard Steel Fasteners in Inch and Metric
- Body Bolts • Nuts • Clips
- Reveal Windshield Retainers
- Moulding Clips
- Trim Screws

Dominion Fluid Flow Components No. 6003

Fluid Flow Brass & Steel Fittings

- Compression • Flare
- Pipes • Valves
- Hose and Tubing

papecoFlex Brake Lines No. BL107

- Steel Brake Lines & Fittings
- Poly-V Brake Line
- 'No Tools Required' Fuel Line Repair
- Coolant & Transmission Fittings
- Merchandisers and Kits included

papeco Expansion Plugs No. EP410

- Standard, Cup and Shallow Cup Types
- Inch and Metric sizes
- Complete coverage for most Domestic and Import engines

papeco Wheel Parts WP-509

For Passenger Car and Light Truck

- Wheel Nuts
- Wheel Bolts
- Wheel Studs
- Wheel Spindle and Axle Nuts



papco OLD DRAIN PLUGS
BOUCHON DE VIDANGE



'Papco' CARDED OIL DRAIN PLUG MERCHANDISER No. 022-130

Contains all 18 sizes of carded 'Papco' Oil Drain Plugs with gaskets - 26 plugs in total. Includes header sign and merchandising rack suitable for wall, pegboard, counter or gondola display.

'Papco' Carded Drain Plugs may be ordered individually or in Shelf-Paks of 5.

Card No.	Plug No.	Size & Type	020-130 Contents
263-777	263-937	M14 x 1.5 Pilot Pt.	1
263-780*	263-911	M12 x 1.75 Std. Pilot Pt.	1
263-781	-	M12 x 1.75 Std. Magnetic	1
263-782	263-913	M12 x 1.25 Std.	1
263-783*	263-914	M14 x 1.5 Std.	2
263-784	263-924	M14 x 1.5 Magnetic	1
263-786	263-923	M14 x 1.5 Pilot Pt.	2
263-787	263-908	M12 x 1.75 Pilot Pt.	1
263-788*	263-919	M12 x 1.75 Pilot Pt.	4

Card No.	Plug No.	Size & Type	020-130 Contents
263-790*	263-710	1/2-20 Std.	2
263-791	263-711	1/2-20 S.O. Self-Tap	1
263-792	263-712	1/2-20 D.O. Self-Tap	1
263-793	263-713	1/2-20 T.O. Self-Tap	1
263-794	263-714	1/2-20 Magnetic	1
263-796	263-925	M14 x 1.5 Pilot Pt.	1
263-797*	263-929	M12 x 1.75 Magnetic	3
263-798	263-958	M14 x 1.5	1
263-799	-	1/2-20 Duo	1

* Bonus cards to offset cost of rack.